

# United States Patent [19]

Garmon

[11] Patent Number: Des. 293,444

[45] Date of Patent: \*\* Dec. 29, 1987

[54] **PERSONAL COMPUTER HOUSING**

[75] Inventor: Vincent S. Garmon, West Palm Beach, Fla.

[73] Assignee: International Business Machines Corp., Armonk, N.Y.

[\*\*] Term: 14 Years

[21] Appl. No.: 12,854

[22] Filed: Feb. 20, 1987

[52] U.S. Cl. .... D14/100

[58] Field of Search ..... D14/100, 102, 106, 107, D14/109, 114; 360/97, 98; 364/708

[56] **References Cited**

**U.S. PATENT DOCUMENTS**

D. 279,675	7/1985	Akiyama	.....	D14/100
D. 280,410	9/1985	Sakamoto	.....	D14/100
D. 280,624	9/1985	Swan et al.	.....	D14/109
D. 284,664	7/1986	Davis et al.	.....	D14/100

Primary Examiner—Susan J. Lucas

[57] **CLAIM**

The ornamental design for a personal computer housing, as shown and described.

**DESCRIPTION**

FIG. 1 is a top, front and left side perspective view of the personal computer housing showing my new design;

FIG. 2 is a front elevational view thereof on an enlarged scale;

FIG. 3 is a rear elevational view thereof on an enlarged scale;

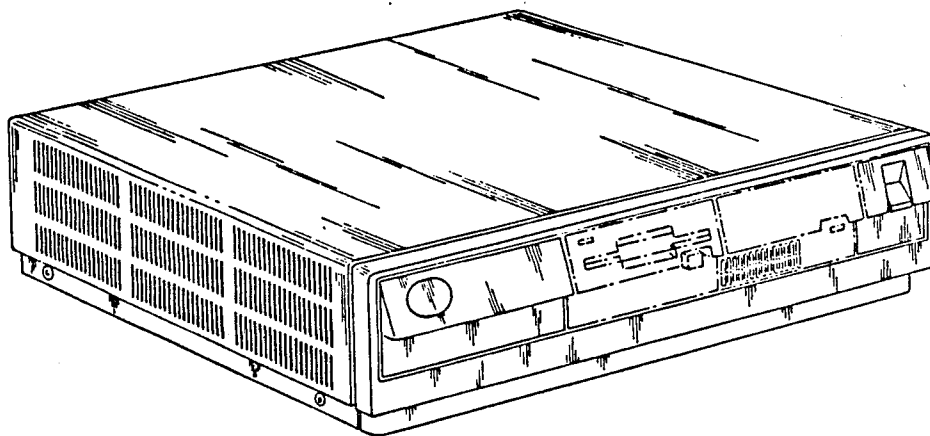
FIG. 4 is a right side elevational view thereof on an enlarged scale;

FIG. 5 is a left side elevational view thereof on an enlarged scale;

FIG. 6 is a top plan view thereof on an enlarged scale;

FIG. 7 is a bottom plan view thereof on an enlarged scale.

The disk drive panel and hard drive panel are shown in the front of the housing in broken lines for illustrative purposes only.



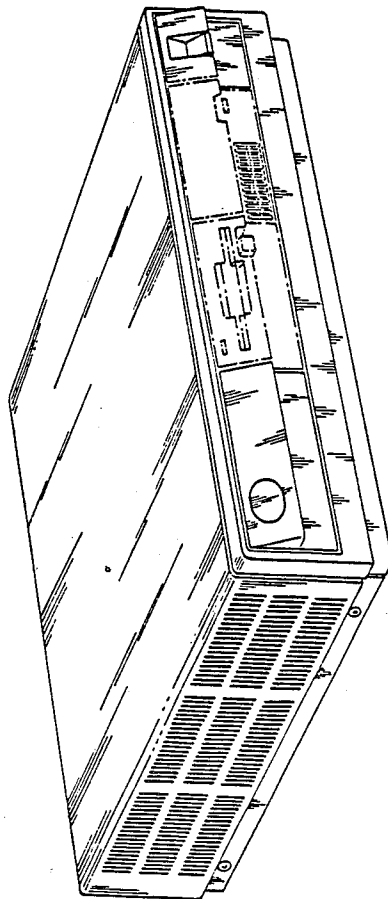


FIG. 1

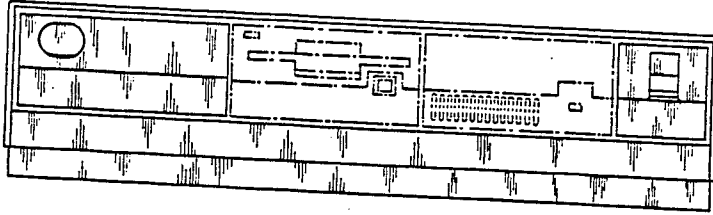


FIG. 2

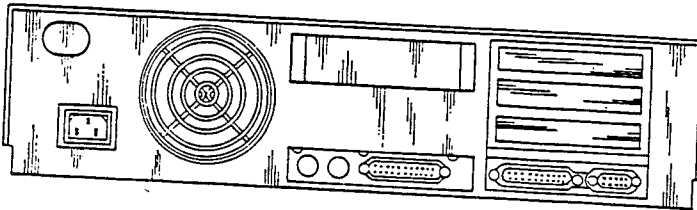


FIG. 3

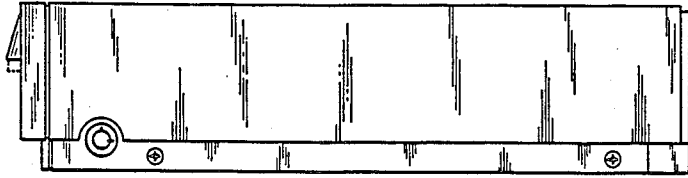


FIG. 4

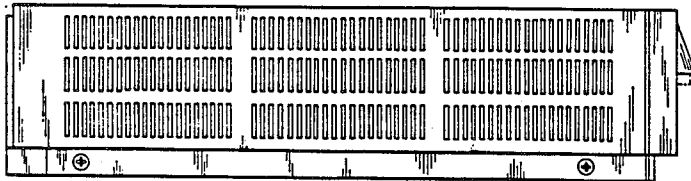


FIG. 5




FIG. 6

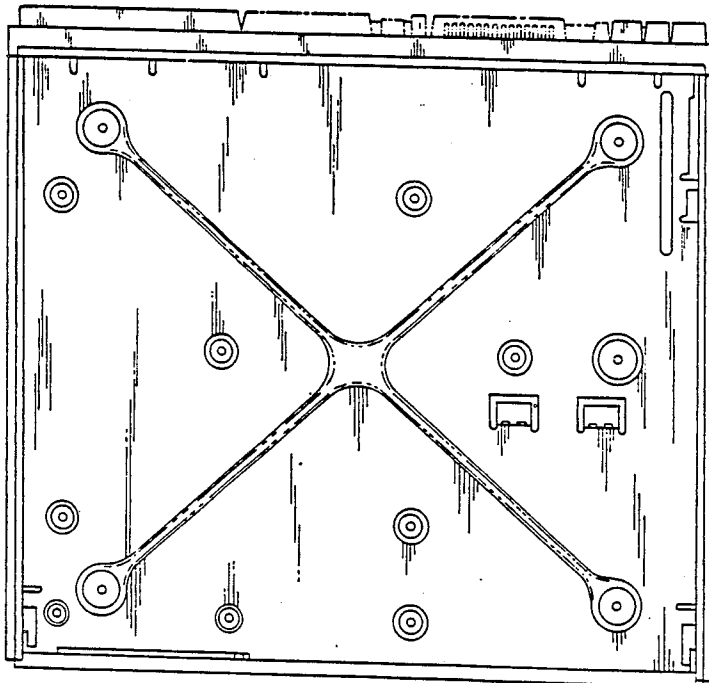


FIG. 7