

[54] VOICE COMMUNICATION MODULE FOR USE WITH COMPUTERS

[75] Inventor: Vincent S. Garmon, West Palm Beach, Fla.

[73] Assignee: International Business Machines Corporation, Armonk, N.Y.

[**] Term: 14 Years

[21] Appl. No.: 18,053

[22] Filed: Mar. 6, 1987

[52] U.S. Cl. D14/158; 379/440; 379/432

[58] Field of Search D14/4, 99, 107, 100, D14/95, 98, 375, 432; 379/440, 420, 428; 381/41, 50; D13/12, 40, 41, 32

[56] References Cited

U.S. PATENT DOCUMENTS

- D. 161,842 2/1951 Jordanoff D14/4
- D. 229,834 1/1974 Taylor D14/95 X
- D. 263,472 3/1982 Nishi et al. D14/109
- D. 264,969 6/1982 McCourty D14/55 X
- D. 265,402 7/1982 Fukushima et al. D14/95
- D. 281,245 11/1985 Lewis D14/100

- D. 286,770 11/1986 Melcher D13/40
- D. 287,360 12/1986 Lehmann D13/40
- D. 290,844 7/1987 Shibuya D14/109
- D. 293,675 1/1988 Yokoi et al. D14/100
- D. 293,910 1/1988 Alfonso et al. D14/100
- D. 294,577 3/1988 Kline D14/100
- D. 295,749 5/1988 Kelley, Jr. et al. D14/100
- D. 297,829 9/1988 Burgher et al. D13/12
- 4,446,334 5/1984 Groff 379/375 X

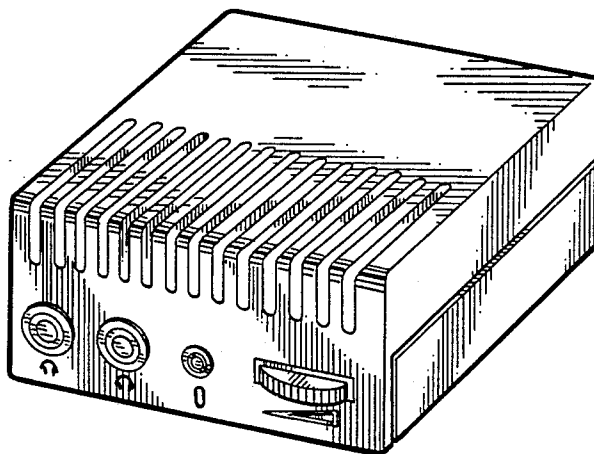
Primary Examiner—Horace B. Fay, Jr.
Attorney, Agent, or Firm—H. H. Sweeney, Jr.; M. H. Klitzman

[57] CLAIM

The ornamental design for a voice communication module for use with computers, as shown and described.

DESCRIPTION

FIG. 1 is a perspective view of a voice communication module for use with computers showing my new design;
 FIG. 2 is a front elevational view thereof;
 FIG. 3 is a rear elevational view thereof;
 FIG. 4 is a top plan view thereof;
 FIG. 5 is a bottom plan view thereof;
 FIG. 6 is a right side elevational view thereof; and
 FIG. 7 is a left side elevational view thereof.



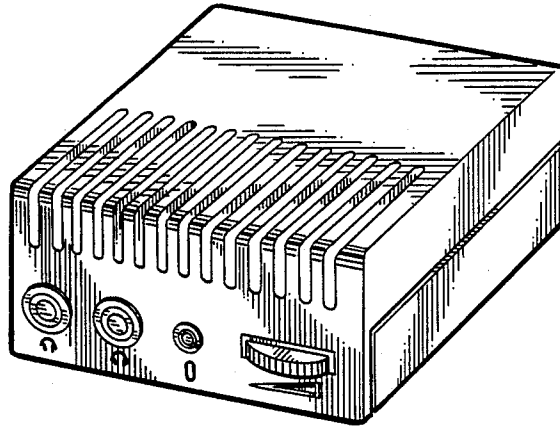


FIG. 1

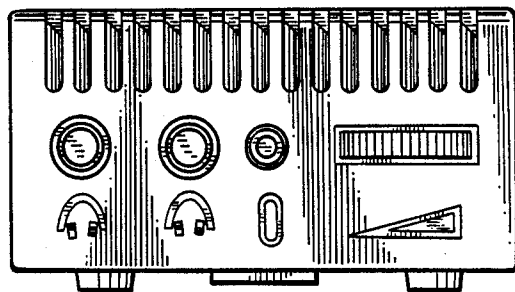


FIG. 2

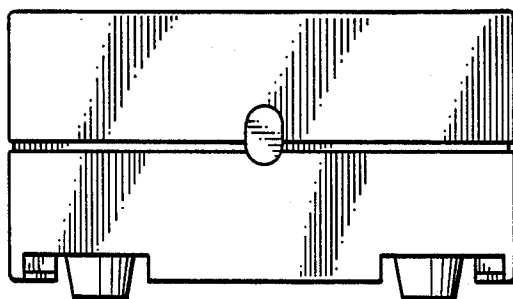


FIG. 3




FIG. 4

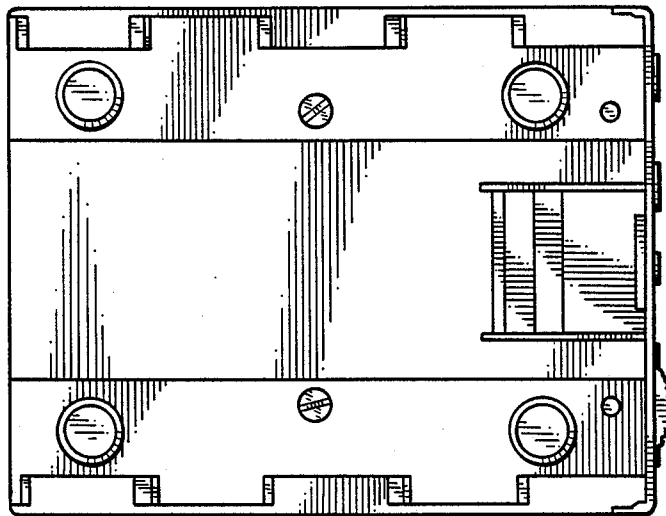


FIG. 5

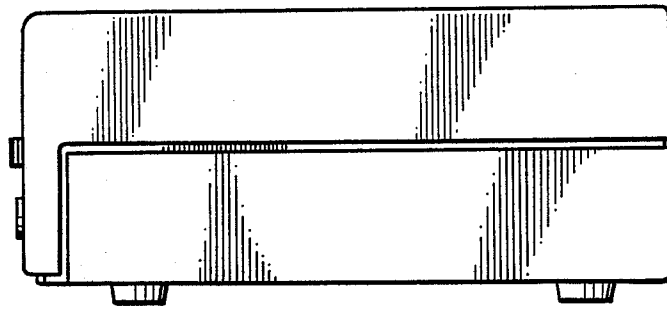


FIG. 6

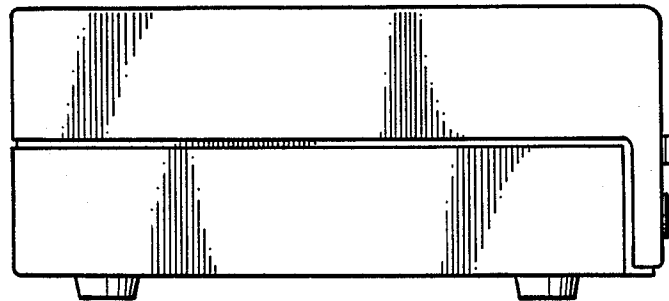


FIG. 7