



US00D343612S

# United States Patent [19]

[11] Patent Number: **Des. 343,612**

**Dalgetty et al.**

[45] Date of Patent: **\*\* Jan. 25, 1994**

[54] **COMPUTER SYSTEM UNIT**

D. 319,049 8/1991 Silverstein et al. .... D14/109

[75] Inventors: **Brian L. Dalgetty; Edward N. Dials,**  
both of Lexington, Ky.; **Hunter T. Foy,**  
Boca Raton; **Joseph E. Jasinski,**  
Del Ray Beach, both of Fla.; **Richard F. Sapper,**  
Milan, Italy

**OTHER PUBLICATIONS**

IBM-PS1 Computer (Undated)-Photo.  
PC Magazine-May 29, 1990 p. 31 ZEDS disk drive-

[73] Assignee: **International Business Machines,**  
Corp., Armonk, N.Y.

*Primary Examiner*-Wallace R. Burke  
*Assistant Examiner*-Freda S. Nunn  
*Attorney, Agent, or Firm*-Laurence R. Letson

[\*\*] Term: **14 Years**

[57] **CLAIM**

[21] Appl. No.: **770,283**

The ornamental design for a computer system unit, as shown and described.

[22] Filed: **Oct. 1, 1991**

**DESCRIPTION**

[52] U.S. Cl. .... **D14/100**

[58] Field of Search ..... 360/99.12;  
361/390-395; D14/100, 102, 108, 109;  
D13/162, 184, 199

FIG. 1 is a reduced top front and right side perspective view of a computer system unit showing our new design;

[56] **References Cited**

**U.S. PATENT DOCUMENTS**

D. 303,253 9/1989 Acciaoli ..... D14/109  
D. 307,746 5/1990 Armstrong et al. .... D14/100

FIG. 2 is a front elevational view thereof;

FIG. 3 is a rear elevational view thereof;

FIG. 4 is a left side elevational view thereof;

FIG. 5 is a right side elevational view thereof;

FIG. 6 is a top plan view thereof; and,

FIG. 7 is a bottom plan view thereof.

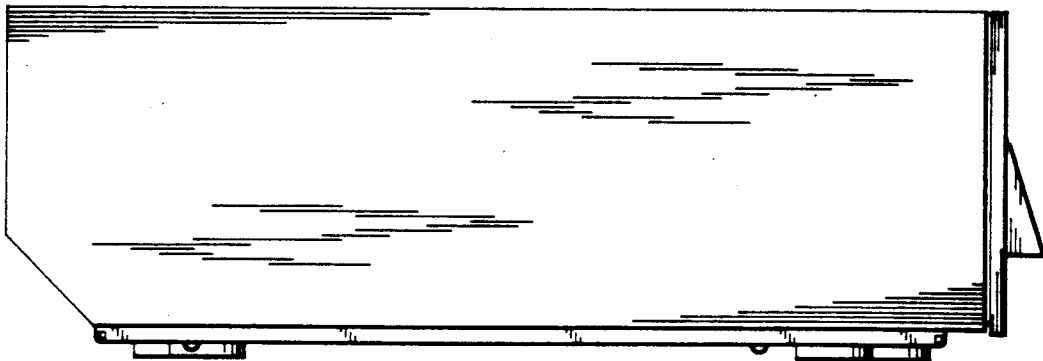
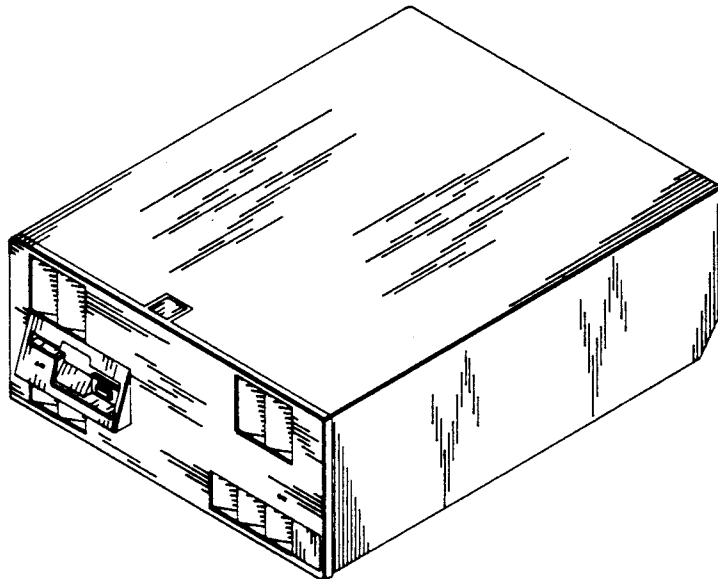


FIG. 1

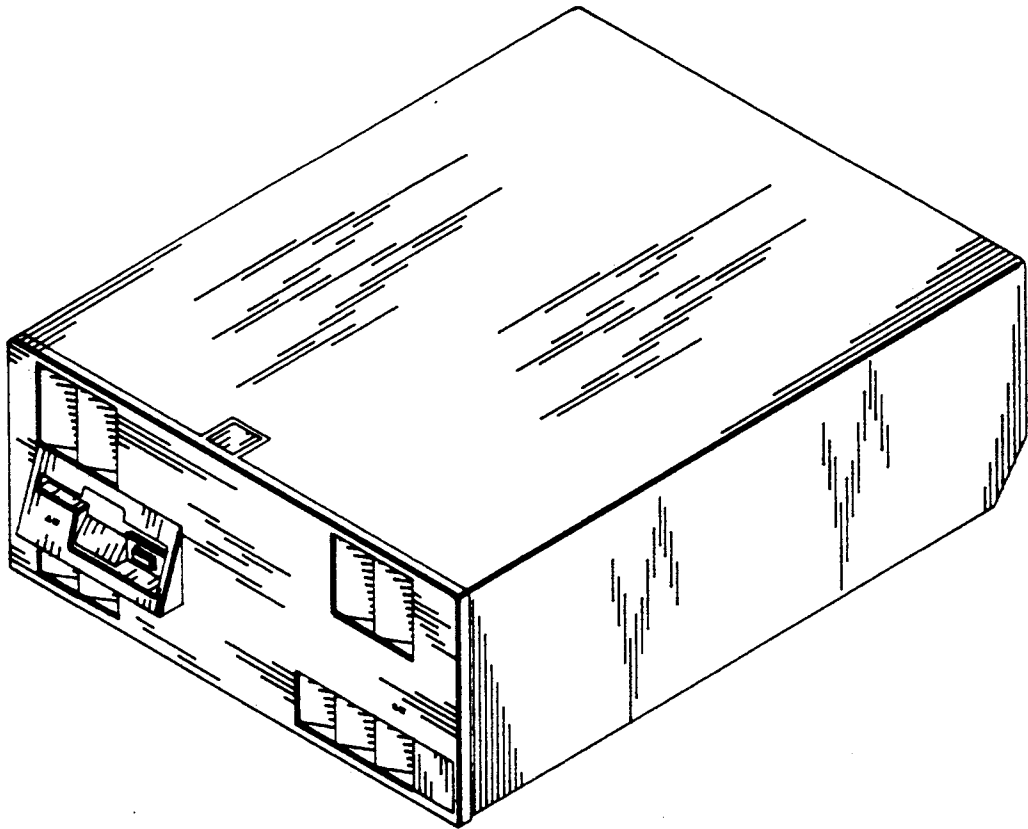


FIG. 2

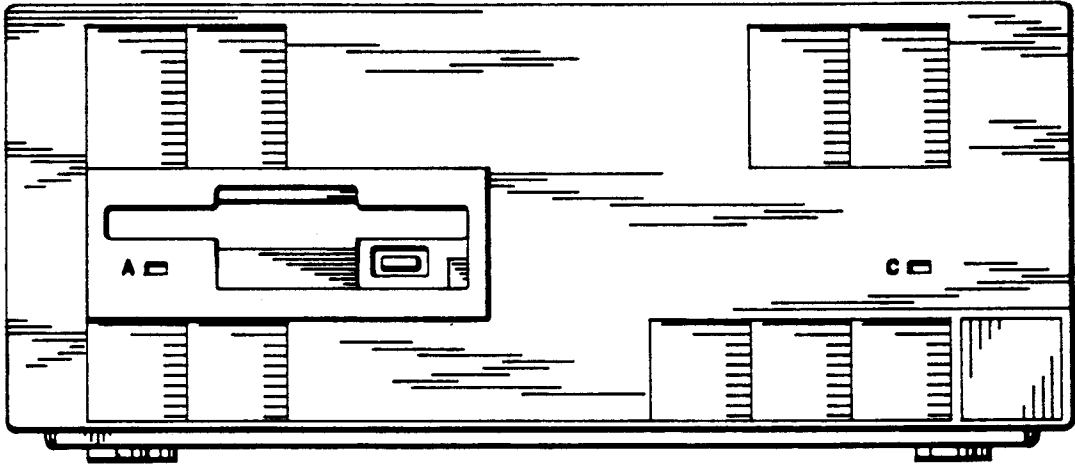
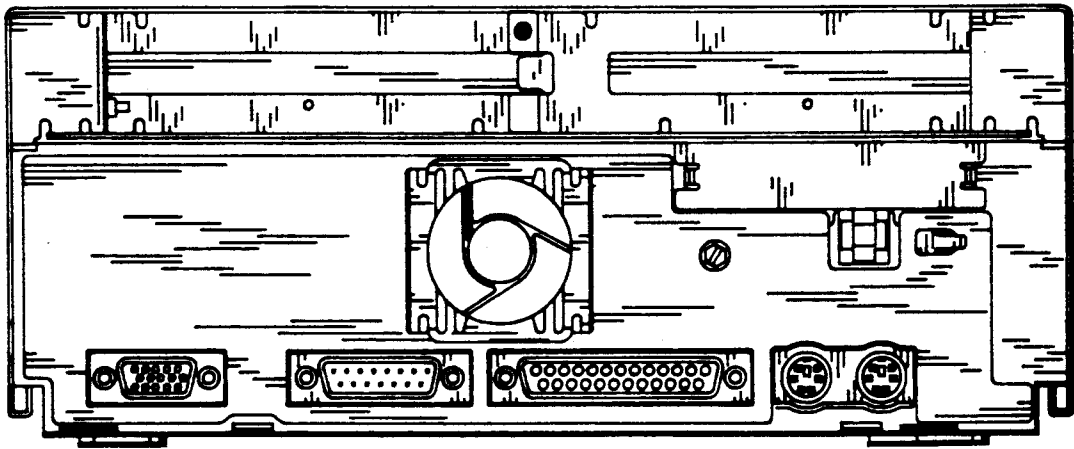


FIG. 3



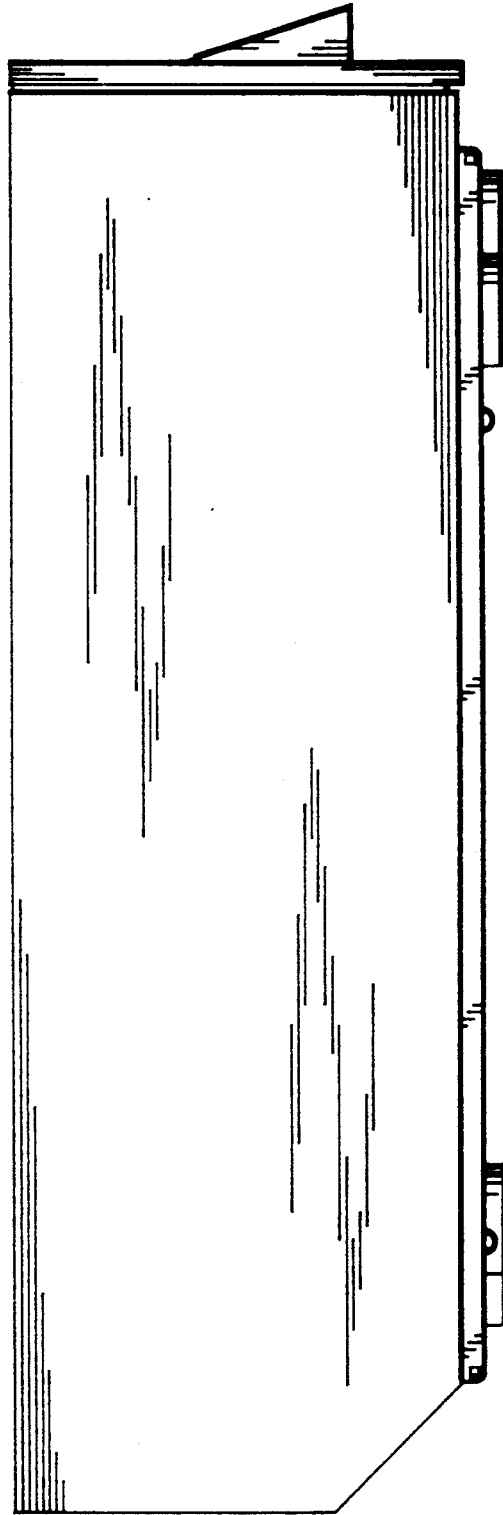


FIG. 4




FIG. 5




FIG. 6

FIG. 7

